

Plug-in power supply

Features:

- Universal input voltage
- No load power consumption: <0.3W
- Meet ENERGY STAR V for 5~48VDC
- Single output
- Pass LPS
- Optional output connectors
- Short circuit protection
- High efficiency & reliability
- Outputs are available at request
- Compact package
- One year limited warranty



SAFETY AGENCY APPROVALS:



FC CE CB LPS



Specifications:	GPSU06 series:
Input voltage	100~240VAC
Input frequency	50~60Hz(Limits:47~63Hz)
Input current	0.2A Max.
Safety ground leakage current	0.25mA Max. @240VAC/50Hz
Output voltage	See rating chart
Output current	See rating chart
Output power range	See rating chart
Ripple	1% peak to peak maximum. See rating Chart
Over voltage protection	Yes, Protected by Zener diode
Over current protection	Yes. Auto-recovery Standard Series: Rated output current>110% for primary-referenced direct drive (Constant current series: Rated output current 80~200% for secondary-referenced direct drive)
Short circuit protection	Yes. Hiccup mode ; Auto- recovery
Temperature coefficient	All output±0.04%/°C maximum
Transient response	Maximum excursion of 4% or better on all models. Recovering to 1% of final value within 500uS after a 25% step load change
Operating temperature	0°C~+40°C .See derating curve
Storage temperature	-40°C~+85°C
Relative humidity	5% to 95% non-condensing
Derating	Derated from 100% at+40°C linearly to 70% at 50°C
Avg. Efficiency	See rating chart
Setup up/Hold up/Rise time	Typical: 3000mS / 16mS / 50mS at full load.
Line regulation	±1% maximum for any input voltage change between input voltage range
Load regulation	Typical±5% variations from minimum to maximum output current. Or see rating chart
Insulation resistance	50Mohm minimum from input to output
Inrush current	30 AMPS@115 VAC;60AMPS @ 230VAC at 25°C cold start
Withstand voltage	4242VDC from input to output
Mean time between failure	100,000 hours minimum at full load at 25°C ambient
EMI requirements	(A)CE:Emission:EN55022;EN61000-3-2,3/Immunity:IEC61000-4-2,3,4,5,6,11 (B)FCC 47 CFR Part 15 Subpart B .ICES-003 Issue 4 ANSI C63.4-2003
Safety requirements	(A)UL60950-1;CSA C22.2 (B)EN60950-1 ; IEC60950-1
Warranty	1year

UNIT:mm

FIG 1(UL)

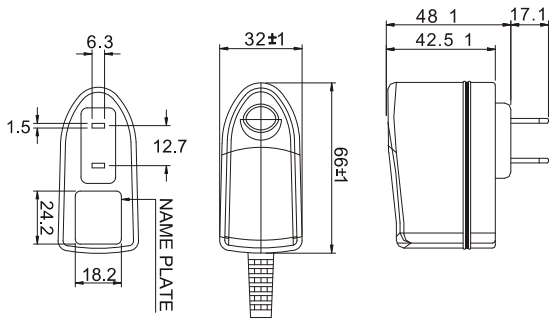


FIG 2(TUV)

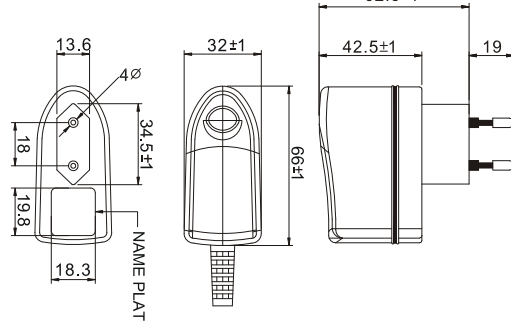


FIG 3(S)

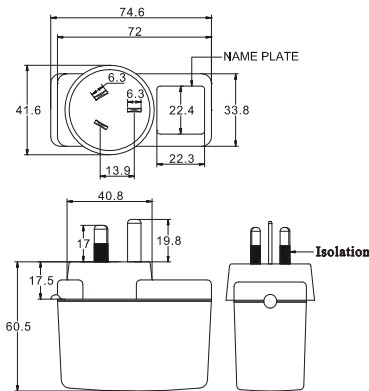


FIG 4(SA)

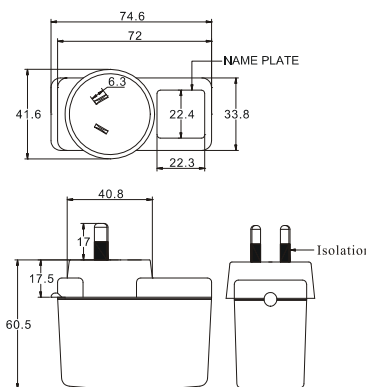
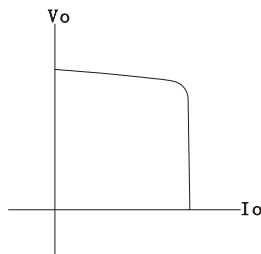
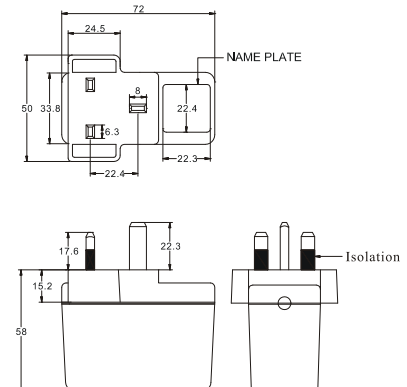
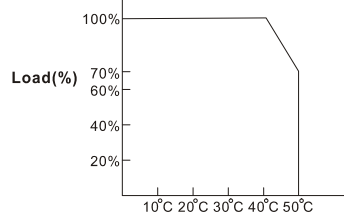


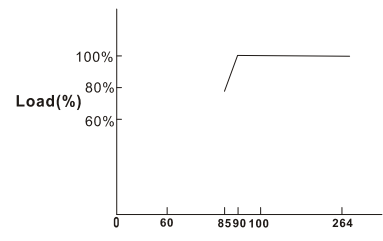
FIG 5(UK)



CONSTANT CURRENT CURVE



Ambient temperature (c) Derating



Input Voltage(VAC) Typical static characteristics

X=U American type (FIG1) or E European type (FIG2) or S 3pin Australian type (FIG3) or SA 2pin Australian type (FIG4) or BS UK type (FIG5)

Model name	Output Voltage(VDC)	Output Current(A)	Max .Output Power (W)	Ripple(mV) Max.	Line Regulation (%)	Load Regulation (%)	Avg. EFF (%) 25,50,75,100% load	No load Power Consumption(W)	Measured at the output of
GPSU06X-0	3~5	1.33~0.80	4	50	±1	±5.5	55	<0.3	3.3
GPSU06X-1	5~6	1.00~0.80	5	50	±0.5	±5	68.19	<0.3	5
GPSU06X-1-1	6~8	1.00~0.75	6	80	±0.5	±5	74	<0.3	7.5
GPSU06X-2	8~11	0.75~0.54	6	80	±0.5	±5	74	<0.3	9
GPSU06X-3	11~13	0.54~0.46	6	100	±0.5	±3	74	<0.3	12
GPSU06X-4	13~16	0.46~0.37	6	120	±0.5	±3	74	<0.3	15
GPSU06X-5	16~21	0.37~0.28	6	150	±0.5	±3	74	<0.3	18
GPSU06X-6	21~27	0.28~0.20	6	180	±0.5	±2	74	<0.3	24
GPSU06X-7	27~33	0.20~0.18	6	200	±0.5	±2	74	<0.3	28
GPSU06X-8	33~48	0.18~0.12	6	200	±0.5	±2	74	<0.3	48

Note:

1. Weight: Approx 70~100g
2. Optional output connectors (see page 75)

